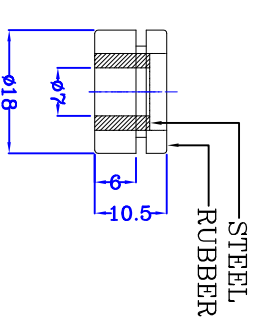
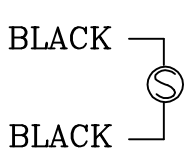
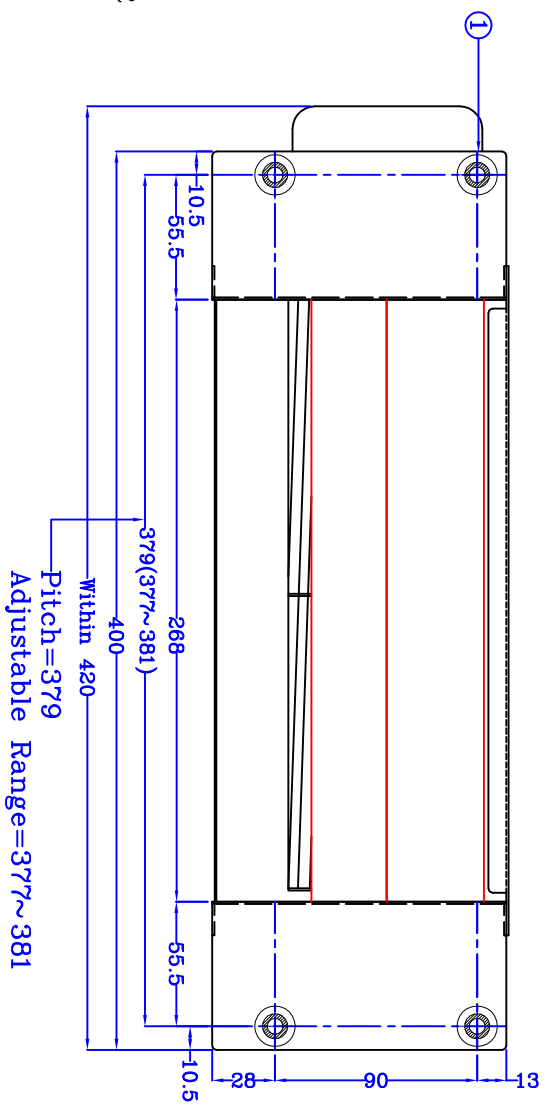


AC100/230V



Connection Diagram

(DAMPER) Detail ①



MODEL	POWER INPUT	FAN FLOW (cmm)	NOISE (dba)-1M	REMARK
TF110M1	AC100V 60Hz	4.6	45±2	
	AC100V 50Hz	4.6	45±2	
TF220M1	AC230V 50Hz	4.6	45±2	

UNIT : mm

Remark.  
**1.Fan Rotor Material:Aluminum(Fire Proof)**  
 2.Casting Material SGCC  
 3.Power wire: SPT-1 2C 0.75mm<sup>2</sup>  
 4.Ground wire:AWM1015 Green 0.75mm<sup>2</sup>  
 5.Fan Weight:2.5±0.5Kg

Tolerance:  
 1.Mounting Hole:  
 ±1  
 2.Outlook  
 Dimension:  
 ±3



**TORMO ELECTRIC CO LTD.**

DRAWN

S.L. Chen

FEB/22/2010

CHECKED

I.P. Hung

FEB/24/2010

APPROVED

C.L. Wang

August/12/2011

TITLE

TF110M2 / TF220M2

MATERIAL

DWG No.  
 TF-M2 SERIES

REV.

